



Project _____
 Item No. _____
 Quantity _____

MB SLICE SERIES
 Brick Lined
 Gas Deck Pizza Ovens

Model(s) Available

- MB 236** - Single oven with 24" x 36" cooking surface
- MB 236 Stacked** - Double oven Single oven with 24" x 36" cooking surface



Shown with optional dome top and custom tile facade

Construction

- Light counter weight double panelled door creates an air shield, reducing heat loss and keeping the oven workspace cool
- 1½" thick cooking surface
- Stainless steel sides and top
- Heavy duty adjustable legs are welded to the oven's base
- Ultra high temperature fiberglass insulation allows for 0" clearance on both sides
- Arched refractory brick-lined ceiling for an even, efficient oven temperature

Operation

- Thermostatically controlled from 300°F to 650°F

Standard Features

- Flat top oven, optional square and round dome tops available
- Warranty: 1 year labor, 18 months parts

Options & Accessories

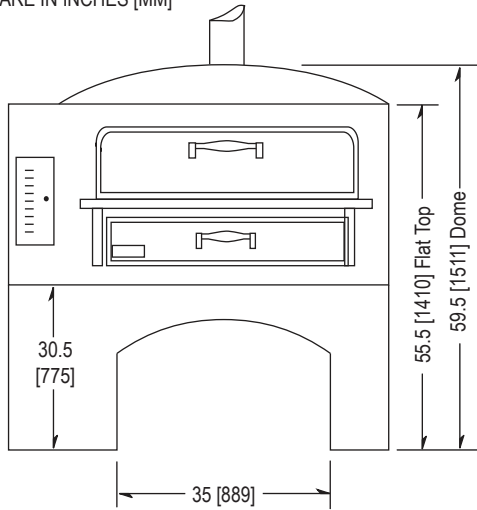
(AT ADDITIONAL CHARGE)

- **Brick Veneer Kit**
 - Rosebud
 - Whitestone
- Round dome top
- Stainless steel front
- Auto start timer

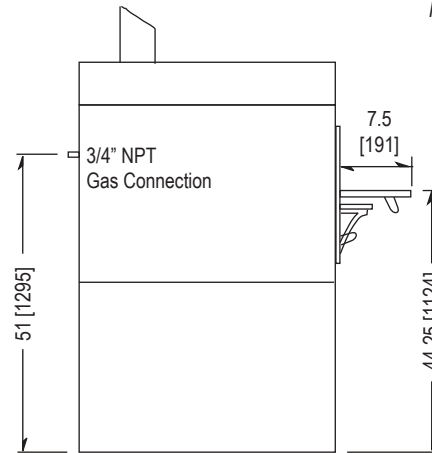
SHORT FORM SPECIFICATIONS: Provide Marsal MB 236 (single or double) slice oven(s). Unit shall have an arched refractory brick-lined ceiling for an even, efficient oven temperature. Ultra high temperature fiberglass insulation allows for 0" clearance on both sides. Light counter weight double panelled door creates an air shield, reducing heat loss and keeping the oven workspace cool. 1½" thick cooking surface. Thermostatically controlled from 300°F to 650°F. Provide with eighteen month oven parts and one year labor warranty. Provide with options and accessories as indicated.



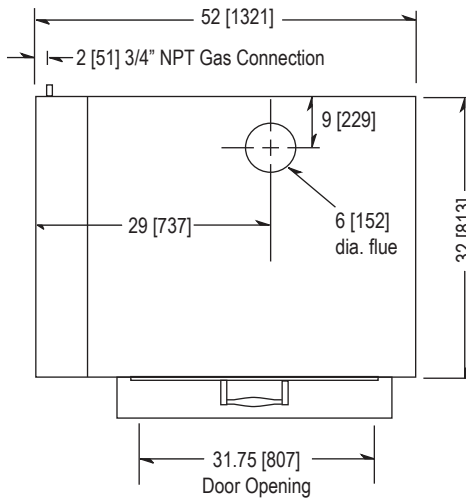
DIMENSIONS ARE IN INCHES [MM]



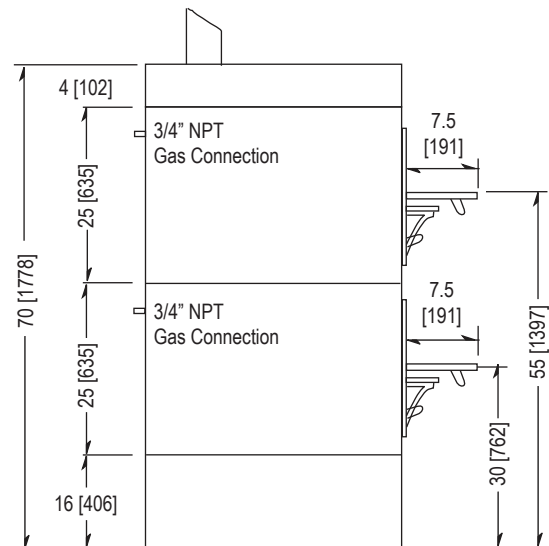
SINGLE FRONT VIEW



SINGLE SIDE VIEW



TOP VIEW - All Models



STACKED SIDE VIEW

Specifications

	MB 236	MB 236 Stacked
Height	59.5" [1511]	70" [1778]
Depth & Length	32" x 52" [813 x 1321]	32" x 52" [813 x 1321]
Cooking Surface	24" x 36" [610 x 914]	(2) 24" x 36" [610 x 914]
BTUs	LP: 50,000 NAT: 50,000	LP: (2) 50,000 NAT: (2) 50,000
Shipping Weight	845 lbs (383 kg)	1,410 lbs (640 kg)

Copyright 2017 Marsal . All designs and specifications presented in this document are subject to change without notice due to constant innovation.